

**LUNENBURG COUNTY BOARD OF SUPERVISORS
160 COURTHOUSE SQUARE
LUNENBURG COURTS BUILDING, LUNENBURG, VIRGINIA**

July 11, 2019 Meeting

6:00PM

1. Call to Order
2. Invocation/Pledge of Allegiance: Supervisor Slayton
3. Requests for Additions to the Agenda
4. Conflict of Interest Statements & Organizational Matters
5. Resolution for Eagle Scout Brandon L. Allard
6. Consent Agenda:
 - A) Minutes of June 6, 13, and 27, 2019 Meetings
 - B) Warrants for Approval June 2019 (without accruals)
 - C) Treasurer's Reports May 2019
7. Virginia Department of Transportation
8. Lunenburg County School Board
9. County Offices and Departments
 - A) Abstract of Votes - June 2019
 - B) Gary Road Convenience Site - Bid Review
 - C) SRO and Victim Witness Grant Award
10. Southern Dominion Health Services - Letter of Support
11. Debris Management Plan - Resolution to Adopt
12. Planning and Economic Development Update
 - A) Virginia's Crossroads By-Laws
13. Lunenburg County Airport
 - A) Grant Agreement - Mower
 - B) DOAV Award - Airport Manager
14. Nominations and Appointments
 - A) STEPS Board of Directors - Reappointment
 - B) Community Policy & Management Team - Parent Rep
 - C) Piedmont Senior Resources - Nomination & Upcoming Vacant Seat
 - D) Social Services Advisory Board - Vacant Seats - Districts 1, 4, 6
15. Administrator's Update
16. County Attorney Update
17. Closed Session Items (if necessary)
18. Other Business (per Board approval)
19. Adjournment

It is the intention of the Lunenburg County Board of Supervisors to comply with the Americans with Disabilities Act. Should you need special accommodations, please contact the County Administrator's Office at 434-696-2142 prior to the meeting date.

-- Tracy M. Gee, County Administrator



RESOLUTION OF ACHEIVEMENT

WHEREAS, Brandon L. Allard achieved the highest honor in scouting on April 4, 2019 and advanced to the rank of Eagle Scout; and

WHEREAS, Brandon L. Allard improved and renovated various areas of need to the building and grounds of the Victoria Presbyterian Church as his Eagle Scout Project; and

WHEREAS, Brandon L. Allard's primary focus of the project was replacement of old fencing; and

WHEREAS, in addition to the Eagle Scout Project, Brandon L. Allard has earned 32 merit badges during his scout career; and

NOW, THEREFORE, BE IT RESOLVED, that the Lunenburg County Board of Supervisors recognizes the accomplishments and determination of **Brandon L. Allard** in advancing to the rank of Eagle Scout at his Eagle Scout Court of Honor on July 12, 2019.

BE IT FURTHER RESOLVED, the Lunenburg County Board of Supervisors congratulates **Brandon L. Allard** on his achievement and offer best wishes for his future endeavors.

Adopted this 11th day of July 2019.

**Charles R. Slayton, Chairman
Board of Supervisors**

Consent Agenda:

- A) Minutes of June 6, 13, and 27, 2019 Meetings**
- B) Warrants for Approval June 2019 (without accruals)**
- C) Treasurer's Reports May 2019**

LUNENBURG COUNTY BOARD OF SUPERVISORS
GENERAL DISTRICT COURTROOM
LUNENBURG COURTS BUILDING
LUNENBURG, VIRGINIA

DRAFT

Minutes of June 6, 2019 Public Hearing FY2019-2020 Budget

The continued meeting of the Lunenburg County Board of Supervisors was held on Thursday, June 6, 2019 at 6:00 p.m. in the General District Courtroom, Lunenburg Courts Building, Lunenburg, Virginia for the purpose of public hearing for the proposed FY2019-2020 County Budget. The following members were present: Supervisors Frank Bacon, Alvester Edmonds, Edward Pennington, Robert Zava, Mike Hankins, T. Wayne Hoover, C. Randy Slayton and County Administrator Tracy M. Gee.

Chairman Slayton called the meeting to order.

Supervisor Bacon made motion, seconded by Supervisor Edmonds and unanimously approved, to enter Public Hearing for the FY2019-2020 County Budget.


Administrator Gee directed the Board to the proposed budget. She noted that there are four line item changes from the advertised budget: increase County Administration by \$4,500 for omitted office supplies budget amount from the requested to proposed budget column, increase Professional Services by \$2,500 due to staff loss at Treasurer's Office, decrease Treasurer's Office by \$2,000 for loss of staff, and decrease Workers Compensation by \$5,000 for reduction in premium for a zero net total budget change.

Administrator Gee presented two email requests from organizations requesting a second look at the possibility of increasing funding. STEPS requested the Board reconsider their Community Action Agency funding. The FY19 budget is \$16,474, and the poverty rate increased, prompting a local match amount of \$19,424. The proposed County budget for FY20 is \$19,500. While the County is providing its proportionate match, based on poverty level, Director Sharon Harrup requested that all of the appropriation of \$5,000 that was previously spent on the now-closed business operation in the I.D.A.-owned building in Victoria, be re-allocated to the Community Action Agency. The Board agreed to contribute the necessary funds for the local match based on the poverty level rounded up to \$19,500 and re-allocate the remaining funds from the \$5,000 to support an increase to Piedmont Senior Resources. PSR Director Justine Young cited that PSR has received \$2,000 for many years and they are receiving much more federal funding that requires local match. Ms. Young asked that the Board reconsider an increase to \$4,000 this year and look at additional increases in years to come. The Board agreed that senior citizens need more services and agreed to increase the budget by \$2,000 for Piedmont Senior Resources.

Administrator Gee also notified the Board that she received a notice regarding legislative language requiring the localities to fund a full-time Assistant Commonwealth Attorney for body-worn camera review. She will research this matter and discuss it at the regular Board meeting on June 13, 2019. There was no public comment.

Supervisor Zava made motion, seconded by Supervisor Edmonds and unanimously approved, to exit Public Hearing for the FY2019-20 Budget.

Supervisor Bacon made motion, seconded by Supervisor Hankins and unanimously approved, to adjourn.



Tracy M. Gee, Clerk
County Administrator

Charles R. Slayton, Chairman
Board of Supervisors

LUNENBURG COUNTY BOARD OF SUPERVISORS
GENERAL DISTRICT COURTROOM
LUNENBURG COURTS BUILDING
LUNENBURG, VIRGINIA

DRAFT

Minutes of June 13, 2019 Meeting

The regularly scheduled meeting of the Lunenburg County Board of Supervisors was held on Thursday, June 13, 2019 at 6:00 pm in the General District Courtroom, Lunenburg Courts Building, Lunenburg, Virginia. The following members were present: Supervisors Edward Pennington, Mike Hankins, T. Wanye Hoover, Alvester Edmonds, Robert Zava, County Administrator Tracy M. Gee, Deputy County Administrator Nicole Clark, and County Attorney Frank Rennie. Supervisors Frank Bacon and Charles R. Slayton were absent.

Supervisor Pennington called the meeting to order in the absence of Chairman Slayton and Vice-Chairman Bacon.

Supervisor Pennington gave the invocation and led the pledge of allegiance.

Supervisor Pennington requested additions to the agenda from the Board and the public. Administrator Gee requested that a full-time Assistant Commonwealth Attorney position be added as 8C, Technology Trust Fund reimbursements be added as 8D, and a construction project as 12A.

Supervisor Hankins made motion, seconded by Supervisor Hoover and unanimously approved, to accept the Consent Agenda to include the Minutes of the May 9, 2019 meeting, the Treasurer's April 2019 reports and the following Warrants for Approval:

May 2019:	Payroll Direct Deposit:	\$ 126,985.25
	Payroll Taxes Federal:	\$ 39,846.04
	Payroll Taxes State:	\$ 7,211.86
	Payroll VRS payment:	\$ 25,555.40
	Payroll ICMA-RC payment:	\$ 277.06
	Payroll Health Savings Deposits:	\$ 6,593.10
	<i>Debt Service wire payments</i>	\$ 155,821.25
	Accounts Payable: #57570-57682	\$ <u>204,115.59</u>
	Total:	\$ 566,405.55

Mr. Tommy Johnson of VDOT presented the monthly report. He noted that the first mowing along the primary roads was complete and they have cut approximately 80% of the secondary roadsides. He advised that crews are also cutting brush and have applied weed killer in various locations. Mr. Johnson noted that they are continuing work on Battes Road and just started improvements on St. Johns Church Road.

The monthly School Revenue-Expenditure Report was reviewed. School Administrators also sent a request for the use of the remaining \$14,014.25 in the School Capital Outlay fund as a reimbursement for a bus engine replacement. Supervisor Zava explained that the School Capital Outlay fund was set up in case funds are needed for an unexpected improvements or repairs. He continued that the Finance Committee designated that Capital funds requests would be put before the Board for approval in advance of purchase orders or purchases occurring. Supervisor Hoover added that the fund is for emergency events that they are unable to afford and not to be used as a supplement to their appropriation. He requested that Ms. Gee notify School Administration, so that they understand the process for the upcoming fiscal year. He advised that when a need arises, they should bring it before the Board and the Administration Office will issue payment, if approved. Supervisor Hoover stated that although this request was not following the proper process, the need is appropriate for use of the funds.

Supervisor Hoover made a motion, seconded by Supervisor Edmonds and unanimously approved, to request for the use of the remaining \$14,014.25 in the School Capital Outlay fund as a reimbursement for a bus engine replacement.

Supervisor Hoover made a motion, seconded by Supervisor Edmonds and unanimously approved, to close county offices on Friday, July 5, 2019 in accordance with the Commonwealth of Virginia Holiday Calendar.

Administrator Gee shared estimates from two paving companies to pave parking lots at the Courthouse Complex, the Tax Building and the drive around the dumpsite at the Courthouse. One quote was from Dixie Paving for a total of 173,600 for all three projects and the second was from Lanco Paving for a total of \$150,000. Supervisor Zava stated that he recommended adding a good base of stone to the dumpsite rather than paving the area. Supervisor Edmonds commented that he believes the area should be paved. He added that some stone may need to be removed if they decide to pave it later. Administrator Gee stated that she would reach out to VDOT and CFS to get their opinions and recommendation on the best way to move forward with the dump site area. She asked the Board to consider accepting the quote on the other two areas of the project.

Supervisor Edmonds made a motion, seconded by Supervisor Hankins and unanimously approved, to accept the quote from Lanco Paving in the amount of \$120,000 for the Courthouse Complex and \$18,500 for the Tax Building.

Administrator Gee advised that the Landfill Committee would be meeting the following week. She noted that Meridian Waste was interested in modifying the Conditional Use Permit for the landfill. Meridian Waste would need to apply for a new permit since the current CUP is in the name of Container First Services. She added that the host agreement would remain in place and the CUP would be modeled after the current one but with some modifications from each party involved.

Administrator Gee advised that she was recently made aware that the Virginia General Assembly enacted legislation creating a locally-funded assistant Commonwealth Attorney's position. The reason for the requirement is extra work load created by reviewing body worn camera footage. Commonwealth Attorney Robert Clement noted that he was just made aware of the requirement on June 4th and it must be in place July 1st. He proposed an agreement for the fiscal year 2019-2020 for the county to provide funding for an assistant two day per week to address the workload. He currently employs a part-time Assistant Attorney for three days a week, partially-funded by the Compensation Board. Attorney Clement is requesting to make the Assistant Attorney into a full-time position, with additional funds by the county, while still utilizing the funding from the Compensation Board. He added that there is a strong possibility that a full-time Assistant Attorney position will be fully-funded in fiscal year 2020-2021. Supervisor Zava questioned the amount of additional funding needed for the full-time position. Administrator Gee stated that it would be about \$27,000 in additional funds. Supervisor Zava and Supervisor Hoover agreed that the Finance Committee would need to discuss this in more detail to determine where in the budget to move funds to accommodate the request. Attorney Clement stated the Compensation Board required an agreement on file by July 1st. Supervisor Hoover suggested holding a special meeting on June 27th to make a decision after the Finance Committee has time review and make a recommendation. Supervisor Zava stated that Frank Bacon, a key member of the Finance Committee, was absent. County Attorney Rennie suggested that the evening's meeting be continued in order to satisfy any advertising requirements for a potential special meeting to be held on June 27th.

Administrator Gee provided the proposed FY2019-2020 budget. She stated that the only increase from the advertised budget was the addition of \$2,000 for Piedmont Senior Resources. There were a few adjustments between line items but no change in the bottom line of \$34,921,204.

Supervisor Zava made a motion, seconded by Supervisor Hoover and unanimously approved, to adopt the FY2019-2020 budget.

Supervisor Zava made a motion, seconded by Supervisor Hoover and unanimously approved, to appropriate the FY2019-2020 budget July 1, 2019.

LUNENBURG COUNTY, VIRGINIA

PUBLIC HEARING REGARDING THE BUDGET FOR THE YEAR ENDING JUNE 30, 2020

Pursuant to Section 15.2-2506 of the Code of Virginia and amendments thereto, the Lunenburg County Board of Supervisors conducted a public hearing on Thursday, JUNE 6, 2019 at 6:00p.m. in the General District Courtroom, Lunenburg Courts Building, Lunenburg, Virginia.

The budget synopsis is prepared and published for information and fiscal planning purposes ONLY. The inclusion in the budget of any item(s) DOES NOT constitute an obligation on the part of the Board of Supervisors of Lunenburg County to appropriate any funds for that item or purpose. There is no allocation or designation of any funds of this County for any purpose until there has been an appropriation for that purpose by the Lunenburg County Board of Supervisors.

The budget has been prepared on the basis of the estimates and requests submitted to the Board of Supervisors by the Constitutional Officers, intergovernmental agencies, non-governmental agencies and department heads of Lunenburg County and review and amendments to those requests by the Board of Supervisors and staff.

— Tracy M. Gee, Clerk to the Lunenburg County Board of Supervisors

Tax Levies are based on a Calendar Year and the Proposed Budget is based on a Fiscal Year (July 1-June 30). The Fiscal Year budget potentially sets rates for two different calendar years of tax collection. Tax levies are based on a per \$100 assessed value.

TAX LEVIES PROPOSED BUDGET		ADOPTED	PROPOSED
TAX LEVY Category		2019 Calendar Year	2020 Calendar Year
Real Estate	No Change to Tax Levies for the Calendar Year	\$0.38	\$0.38
Personal Property		\$3.80	\$3.80
Merchant's Capital		\$1.20	\$1.20
Aircraft		\$2.10	\$2.10
Machinery & Tools		\$1.80	\$1.80
Mobile Homes/Barns		\$0.38	\$0.38

GENERAL FUND Revenue	Fiscal Year 2019 ADOPTED	Fiscal Year 2020 PROPOSED
Real Estate Taxes	-3,360,000	-3,370,000
Personal Property Taxes	-1,805,000	-1,900,000
Mobile Home	-21,000	-22,000
Registration Fees	-210,000	-215,000
Machinery & Tools	-280,000	-265,000
Merchant's Capital	-74,000	-78,000
Public Service Corporations	-210,000	-220,000
Delinquent Tax Collections	-105,000	-110,000
Interest/Penalty on Taxes	-100,000	-100,000
Local Sales & Use Taxes	-390,000	-390,000
Consumer Utility Consumption Tax	-22,000	-22,000
Taxes on Recordation & Wills	-55,000	-55,000
Interest/Penalties-Clerk	-1,000	-1,000
Animal Licenses	-8,000	-8,000
Animal Fines/Kennel Fees	-3,000	-3,000
Transfer Fees	-400	-400
Building Permits	-20,000	-20,000
Septic Permits	-1,000	-1,000
Conditional Use Permits	-1,000	-1,000
Landfill Host Fees	-150,000	-150,000
Landfill Liaison Fee	-55,000	-55,000
County Fines & Fees	-18,500	-18,500
Courthouse Renovation Fees	-4,100	-3,500
Clerk -Misc Fees	-6,000	-6,000
Courthouse Security Fees	-17,000	-15,000
e-Summons Fees	-7,000	-7,000
Prisoner Processing Fees	-1,500	-1,500
Interest/Bank Deposits	-23,000	-33,000
Rental/General Property	-31,500	-31,500
Sheriff/Comm. Atty. Fees	-5,046	-5,046
DMV Stops	-25,000	-25,000
Town Contributions/Grants	-6,333	-6,333
DMV Mobile Home Tax	-18,000	-20,000
State Recordation Tax	-9,000	-9,000
Railroad Rolling Stock	-4,000	-4,000
DMV Animal Plates	-100	-100
PPTRA-State Reimbursement	-1,048,232	-1,048,232

GENERAL FUND TRANSFER TO:	Fiscal Year 2019 ADOPTED	Fiscal Year 2020 PROPOSED
Reassessment Fund	0	25,000
Airport Fund	3,000	55,000
School Fund	3,740,000	3,740,000
School(Carryover)	0	0
Social Services	152,000	160,000
C.S.A./At-Risk Fund	240,000	250,000
Voting Machine Fund	5,000	5,000
Debt Service	975,000	1,133,333
Total Transfers to other Funds	\$5,115,000	\$5,368,333
TOTAL GENERAL FUND EXPENDITURES	\$10,059,166	\$10,408,172

SPECIAL FUNDS:

Reassessment Fund

Revenue	-25,000	-25,000
Expenditures	25,000	25,000

Solid Waste Operations Fund

Revenue	-182,000	-182,000
Expenditures	182,000	182,000

Solid Waste Convenience Sites

Revenue/Fund Balance Transfer	-387,000	-509,000
Transfer to General Fund	180,000	200,000
Sites Expense & Construction	207,000	309,000
Total	387,000	509,000

Law Library

Revenue	-1,000	-1,000
Expenditures	1,000	1,000

E-911 Fund

Revenue	-414,650	-470,640
Operations	299,650	285,640
Transfer to Public Safety Capital Fund	115,000	185,000
Total	414,650	470,640

Airport Fund

Revenue: Lease, Grants & Transfer from GF	-27,000	-575,000
Expenditures	27,000	575,000

Economic Development Fund

Revenue: Grants and Fund Balance Transfer	-34,830	-48,300
Expenditures	34,830	48,300

Constitutional Offices-State Reimbursement	-1,319,972	-1,397,814		
Grants	-196,115	-211,115	Economic Development Grants Fund	
Transfer from Solid Waste Fund Balance	-180,000	-200,000	Revenue: Grants and Fund Balance Transfer	-579,490
Transfer from General Fund Reserve	-267,368	-379,132	Expenditures	579,490
TOTAL GENERAL FUND REVENUES	-10,059,166	-10,408,172		-552,490
				552,490
GENERAL FUND Expenditures	Fiscal Year 2019 ADOPTED	Fiscal Year 2020 PROPOSED	School Fund	
Board of Supervisors	49,320	49,320	State Sales Tax	-1,758,214
County Administration	234,030	245,630	State Funds	-9,391,474
Professional Services	98,000	105,500	Federal Funds	-1,842,609
Commissioner of the Revenue	212,200	215,050	County Funds	-3,740,000
Treasurer	232,560	242,820	Other Funds	-468,724
Data Processing	90,000	90,000	Total Revenue	-17,201,021
Electoral Board	39,940	49,365	Total Expenditures	17,201,021
Registrar	79,715	86,650		
Circuit Court	11,400	11,300	Social Services Fund	
General District Court	6,000	5,400	Revenue State	-1,000,000
Magistrate	1,325	1,325	Local Funds	-152,000
Juvenile/Domestic Relations Court	81,900	77,600	Total Revenue	-1,152,000
Clerk, Circuit Court	272,570	297,340	Expenditures	1,152,000
Courthouse Security	16,400	19,500		
Victim Witness	71,115	71,115	Comprehensive Services Act	
Commonwealth Attorney	293,140	301,110	Revenue State/Local	-705,000
Sheriff's Department	1,241,520	1,271,800	General Fund Transfer In	-240,000
Volunteer Fire & Rescue/Grants	244,240	263,200	Total Revenue	-945,000
Piedmont Regional Jail	430,000	440,000	Expenditures	945,000
Building Inspector	90,863	93,020		
Animal Control	88,475	95,670	Emergency Services Capital Equipment	
Maintenance/Buildings	219,570	223,260	Revenue/Use of 911 Fund Balance	-115,000
Health Dept	110,000	110,000	Expenditures	115,000
Medical Examiner	100	100		
Crossroads	53,000	53,000	Project Lifesaver	
STEPS	5,000	0	Revenue/Transfer IN	-800
Madeline's House	2,000	2,000	To Escrow	800
Planning/Zoning Permits	31,200	9,800		
Lunenburg Public Library System	150,274	150,274	Voting Machine Fund	
Commonwealth Reg Council	19,000	19,000	Transfer from General Fund	-5,000
Soil & Water Conservation	7,000	7,000	To Escrow	5,000
Lunenburg Literacy	8,000	8,000		
SVCC	4,823	4,823	Capital Outlay Fund	
Longwood Small Business	1,940	1,940	Transfer in from Debt Service	-85,000
SPCA	1,000	1,000	Reserve for Capital Needs	85,000
VA's Retreat	4,500	5,000		
Town & County Bus	5,000	4,500	Debt Service	
Piedmont Sr. Resources	2,000	4,000	School Payment	-380,000
Forestry Service	22,000	22,000	Refunding Interest QSCB	-140,000
Rec Sports Leagues	7,000	7,000	Transfer in from Debt Fund Balance	-170,000
People's Comm Center	500	500	General Fund Transfer In	-975,000
Victoria Community Ctr	500	500	Total Revenue	-1,665,000
Kenbridge Comm Center	500	500	Debt Service School	1,065,000
VA Legal Aid Society	4,713	4,713	Debt Service Courthouse	515,000
VA's Growth Alliance	12,914	12,914	Transfer to Capital Outlay Fund	85,000
Community Action Agency	16,474	19,500	Total Expenditures Debt Service	1,665,000
Community/Econ Dev. (Office)	68,575	59,000		
IDA Tax Incentives	55,000	55,000	TOTAL BUDGET SPECIAL FUNDS:	\$22,794,791
Cooperative Extension	43,370	45,000		\$24,511,032
Refunds / DMV Stops	25,000	25,000	TOTAL COUNTY BUDGET:	\$32,853,957
Prop/Liability/LODA/WC Coverage	78,500	74,000		\$34,919,204
Reserve for contingency	0	0		
Capital Improvements	100,000	100,000		
Total General Fund Operations	4,944,166	5,041,839		

Administrator Gee explained that in FY18 the Sheriff's Department had \$53,000 in General Fund operational budget vacancy savings approved for transfer to Emergency Services Capital Fund on 3/39/2018. The transfer was not completed. She requested action to balance the approved transaction.

Supervisor Edmonds made a motion, seconded by Supervisor Hankins and unanimously approved, to transfer \$53,000 of the General Fund Reserve to Emergency Services Capital.

County Planner Glenn Millican presented his monthly report. He noted that five members of the Tobacco Commission would be visiting Lunenburg on June 25th. He reported that Senator Mark R. Warner met with Lunenburg Community Leaders on Friday, June 7th, 2019 for a round table discussion. He entertained questions from constituents throughout the county and provided an update on his legislative initiatives in Washington. Mr. Millican provided a list of Enterprise Zone Incentives payable for the tax year 2018. The total amount payable to five businesses is \$24,519.15. Administrator Gee noted that a vote was not necessary as appropriation was already included in the budget.

Supervisor Edmonds made a motion, seconded by Supervisor Hankins and unanimously approved, to appoint Ms. Jessie Otey of Virginia Marble Manufacturers and Mr. John B. Mahaney Jr. of Kenbridge Construction to the Local Workforce Development Board for a term of 7/01/2019 to 06/30/2021.

Administrator Gee shared an updated list of the current CPMT Team and requested approval on the full roster as shown below.

Cyntina Hines - Crossroads Lunenburg, Bernadine Abernathy - Court Services Unit,
Dorothy A. Newcomb - Lunenburg DSS, Cindy DeBusk - Piedmont Health District,
Christi DeFrancesco of Three Rivers TC - Private Provider Rep - *2-year Term: 01/30/19 - 12/31/21*,
Beth Tingen - Lunenburg County Public Schools, Edward W. Pennington - Board of Supervisors,
Cheryl Blow - CSA Coordinator, Tracy M. Gee - Fiscal Clerk

Administrator Gee advised that Nick Daniel submitted his resignation from the Piedmont ASAP Board. He recommended Sonya Ragsdale Blackwell, Deputy Lunenburg Circuit Court Clerk, to fulfill his term.

Supervisor Bacon made a motion, seconded by Supervisor Edmonds and unanimously approved, to appoint Mrs. Sonya Ragsdale Blackwell to fulfill the remainder of the term, which expires June 30, 2021, to the Piedmont ASAP Board.

Administrator Gee provided her monthly report. She noted that she had not received any reports of dumping at the St. Johns Church Road dump site since it was permanently closed on June 6th. Administrator Gee advised that Clerk of the Circuit Court Gordon Erby had offered to remove the large holly tree at the front of the old courthouse. The tree is overgrown and could damage new paint on the pillars of the structure. Clerk Erby discussed the removal of the tree with the judges and the historical society and all agree to remove it. He also requested permission from the Board.

Supervisor Hoover made a motion, seconded by Supervisor Edmonds and unanimously approved, to allow Circuit Court Clerk Gordon Erby to cut and remove the large holly tree at the front of the old courthouse.

Administrator Gee advised that Lewis Welding & Construction Works, Inc. has requested to receive payment for resurfacing the tax building over three draw payments. She added that the original quote did not include awnings to cover the door and window at each office. The quote for two custom awnings is \$4,200. Supervisor Zava questioned why the awnings were needed. Administrator Gee replied to protect the inside from water and sun. She noted that there is already damage inside the Commissioner of Revenue's Office due to the awning being removed from storm damage.

Supervisor Hoover made a motion, seconded by Supervisor Hankins and unanimously approved, to approve payment to Lewis Welding & Construction Works, Inc. over three payments, one upfront, on their \$33,015 contract and the addition of two custom awnings in the amount of \$4,200 for the tax building.

County Attorney Rennie referred the Board back to the landfill report. He stated that per the Conditional Use Permit, incoming tonnage is restricted to 1,000 tons per day, however, the report shows the average incoming daily tonnage is over 1,000 tons per day. He recommended the Landfill Committee review the application for the modified Conditional Use Permit very carefully. He advised that both deeds had been recorded for the Gary Road Convenience Site. The next step would be to advertise for construction bids. Attorney Rennie stated that the land purchase for a site in the southern portion of the county did not work out. He advised that once another location was found, a contract of intent to sell would be signed by both parties.

Supervisor Hoover made a motion, seconded by Supervisor Edmonds and unanimously approved, to enter Closed Session citing Virginia Code Section §2.2-3711A3 Acquisition or Disposition of Publicly Held Property and §2.2-3711A29 Contract Discussion for Services.

CERTIFICATION OF CLOSED SESSION MEETING

WHEREAS, the Board of Supervisors of Lunenburg County, Virginia ("Board") convened a Closed Session Meeting on this date pursuant to an affirmative recorded vote in accordance with the provisions of the Freedom of Information Act; and

WHEREAS, Section §2.2-3712 of the Code of Virginia, 1950, as amended, requires a certification by the Board that such Closed Meeting was conducted in conformity with Virginia law.

NOW, THEREFORE, BE IT RESOLVED that the Board hereby certifies that, to the best of each member's knowledge, (i) only public business matters lawfully exempted from Open Meeting requirements by Virginia law were discussed in the Closed Meeting to which this certification resolution applies, and (ii) only such public business matters as were identified in the motion convening the Closed Meeting were heard, discussed or considered by the Board.

VOTING YES

Supervisor Edmonds
Supervisor Hankins
Supervisor Hoover
Supervisor Pennington
Supervisor Zava


VOTING NO

ABSENT

Supervisor Slayton
Supervisor Bacon

Supervisor Hankins made a motion, seconded by Supervisor Edmonds and unanimously approved, to return to Open Session.

Supervisor Hoover made a motion, seconded by Supervisor Hankins and unanimously approved, to continue to June 27, 2019 at 6:00 p.m.



Tracy M. Gee, Clerk
County Administrator

Edward W. Pennington, Provisional Chairman
Board of Supervisors

LUNENBURG COUNTY BOARD OF SUPERVISORS
GENERAL DISTRICT COURTROOM
LUNENBURG COURTS BUILDING
LUNENBURG, VIRGINIA

DRAFT

Minutes of June 27, 2019 Meeting

The continued meeting of the Lunenburg County Board of Supervisors was held on Thursday, June 27, 2019 at 6:00pm in the General District Courtroom, Lunenburg Courts Building, Lunenburg, Virginia. The following members were present: Supervisors Frank Bacon, Charles R. Slayton, Mike Hankins, T. Wanye Hoover, Alvester Edmonds, Robert Zava, County Administrator Tracy M. Gee, Deputy County Administrator Nicole Clark, and County Attorney Frank Rennie. Supervisor Edward Pennington was absent.

Chairman Slayton called the meeting to order.

Administrator Gee stated that the purpose of the meeting was to continue discussions regarding the Virginia General Assembly's new legislation creating an assistant Commonwealth Attorney's position. The reason for the requirement is the extra work load created by reviewing body worn camera footage. At the June 13, 2019 meeting, Commonwealth Attorney Robert Clement proposed an agreement for the fiscal year 2019-2020 to fund a part-time salaried position funded by the locality to address the workload. He currently employs a part-time Assistant Attorney for three days a week funded by the Compensation Board. Attorney Clement is requesting to make the Assistant Attorney into a full time position partially funded by the county and partially by the Compensation Board. He introduced Mr. Baxter Stegall who is currently serving in the part-time Assistant Commonwealth Attorney position. Mr. Stegall advised that he was formerly a police officer and worked on a drug task force prior to obtaining his law degree. He has been working with Attorney Clement for 1 ½ years after passing the bar exam.

Supervisor Zava spoke on behalf of the Finance Committee. They recommend transferring funds from the school capital improvement fund to the Commonwealth Attorney fund. The additional amount needed to fund the full time Assistant Commonwealth Attorney position is \$28,338. Supervisor Zava advised that school funding is ultimately the county's responsibility and if a capital improvement arises that requires additional funds, a determination will be made at that point in the fiscal year. He added that this recommendation will prevent the Board from having to find additional funding for an unfunded state mandate. Administrator Gee noted that funds were not taken from the county's capital improvements because those funds are already earmarked for specific projects. The school capital improvement fund was set up in case funds are needed for an unexpected improvement or repair. Administrator Gee added that there is a strong possibility that the full-time Assistant Attorney position will be fully-funded in fiscal year 2020-2021.

County Attorney Rennie stated that in his research, he found that some counties are no longer using body cameras due to this mandate, therefore, eliminating the requirement to have the attorneys review the footage. He shared a letter from Amherst County to the Virginia Compensation Board regarding their displeasure with unfunded state mandate. Supervisor Hankins stated that he was in support of Lunenburg sending a letter as well. County Attorney Rennie recommended funding the full time position. He added that most counties similar in size to Lunenburg already have an assistant attorney.

Supervisor Bacon made a motion, seconded by Supervisor Edmonds and unanimously approved, to transfer funds in the amount of \$28,338 from the school capital improvement fund to the Commonwealth Attorney fund in order to support the full time Assistant Commonwealth Attorney position.

Supervisor Hoover made a motion, seconded by Supervisor Hankins and unanimously approved, to compose and forward a letter to the Virginia Compensation Board regarding the Board's displeasure with the unfunded state mandate.

Supervisor Bacon made a motion, seconded by Supervisor Edmonds and unanimously approved, to adjourn.



Tracy M. Gee, Clerk
County Administrator

Charles R. Slayton, Chairman
Board of Supervisors

BOARD OF SUPERVISORS

Charles R. Slayton, CHAIRMAN
Election District 4

Frank W. Bacon, VICE-CHAIRMAN
Election District 3

T. Wayne Hoover
Election District 1

Mike Hankins
Election District 2

Edward Pennington
Election District 5

Alvester L. Edmonds
Election District 6

Robert G. Zava
Election District 7



Lunenburg County Administration
11413 Courthouse Road
Lunenburg, VA 23952

Tracy M. Gee
County Administrator

Telephone: (434) 696-2142
Facsimile: (434) 696-1798

June 30, 2019

Lunenburg County Board of Supervisors
11413 Courthouse Road
Lunenburg, VA 23952

Honorable County Supervisors:

The following warrants, including accounting for all voided checks are listed according to Code of Virginia § 15.2-1243 and § 15.2-1244 requiring your approval:

June 2019:	Payroll Direct Deposit:	\$ 130,411.18
	Payroll Taxes Federal:	\$ 40,394.94
	Payroll Taxes State:	\$ 7,388.35
	Payroll VRS payment:	\$ 26,003.58
	Payroll ICMA-RC payment:	\$ 341.58
	Payroll Health Savings Deposits:	\$ 5,759.75
	Accounts Payable: #57683-57820	\$ <u>438,706.02</u>
	Total:	\$ 649,005.40

Sincerely,

Tracy M. Gee
County Administrator

CHECK#	VENDOR	CLASS	DATE	AMOUNT	DISCOUNT
57683	283 ADAMS PATRICIA M	000	6/17/2019	135.50	.00
57684	442 AMERICAN FEDERAL SECURITY	000	6/17/2019	42.50	.00
57685	59 AT&T MOBILITY	000	6/17/2019	180.98	.00
57686	592 ATLANTIC COMMUNICATIONS	000	6/17/2019	2,920.00	.00
57687	999999 Bacon Alfred J	000	6/17/2019	30.00	.00
57688	472 BAKER LEROY	000	6/17/2019	75.00	.00
57689	139 BENCHMARK COMMUNITY BANK	000	6/17/2019	858.05	.00
57690	414 BLAKE LINDA	000	6/17/2019	486.00	.00
57691	8 BMS DIRECT, INC.	000	6/17/2019	80.00	.00
57692	371 BUG BUSTERS, PEST CONT, INC	000	6/17/2019	248.00	.00
57693	746 CANON SOLUTIONS AMERICA	000	6/17/2019	66.00	.00
57694	551 CAS SEVERN, INC.	000	6/17/2019	322.50	.00
57695	101 CENTRA HEALTH INC.	000	6/17/2019	44,483.00	.00
57696	101 CENTRA HEALTH INC.	000	6/17/2019	27,839.50	.00
57697	10 CENTURYLINK ANALOG	000	6/17/2019	1,816.61	.00
57698	53 CLEMENT DIANA W	000	6/17/2019	25.00	.00
57699	52 CLEMENT ROBERT E	000	6/17/2019	1,173.38	.00
57700	999999 COMMISSIONER OF THE REVEN	000	6/17/2019	300.00	.00
57701	58 COWAN GATES PC	000	6/17/2019	8,897.99	.00
57702	526 CRATER CRIMINAL JUSTICE	000	6/17/2019	150.00	.00
57703	999999 Driggs Sharon W	000	6/17/2019	30.00	.00
57704	119 DATACARE, INC.	000	6/17/2019	3,135.00	.00
57705	999999 DEPUTY COR TERESE BAILEY	000	6/17/2019	644.18	.00
57706	259 DIAMOND PAPER COMPANY INC	000	6/17/2019	209.85	.00
57707	44 DIAMOND SPRINGS WATER INC	000	6/17/2019	30.00	.00
57708	999999 Elsaesser Kittrell C	000	6/17/2019	167.43	.00
57709	527 ELLIOTT D. RAY	000	6/17/2019	1,145.50	.00
57710	642 FARMVILLE NEWSMEDIA	000	6/17/2019	73.00	.00
57711	287 FIRE & SAFETY	000	6/17/2019	550.00	.00
57712	840 GARRETT'S GROUND MAINTENA	000	6/17/2019	1,225.00	.00
57713	67 GCR COMPANY	000	6/17/2019	30.00	.00
57714	999999 Hodges Kristin E	000	6/17/2019	7,300.00	.00
57715	999999 HARRISON BEN	000	6/17/2019	846.27	.00
57716	807 HHM PORTA TOILET LLC	000	6/17/2019	590.90	.00
57717	71 IBM CORPORATION	000	6/17/2019	516.79	.00
57718	158 JACK & SON	000	6/17/2019	183.67	.00
57719	78 KENBRIDGE OFFICE SUPPLY	000	6/17/2019	456.44	.00
57720	75 KENBRIDGE TIRE.	000	6/17/2019	23,562.91	.00
57721	286 KEY OFFICE SUPPLY INC	000	6/17/2019	11,005.00	.00
57722	211 KIDS PEACE CORPORATION	000	6/17/2019	19,550.00	.00
57723	254 LEWIS WELDING &	000	6/17/2019	96.00	.00
57724	90 NEW GENERATION	000	6/17/2019	100.00	.00
57725	148 NOTTOWAY PUBLISHING	000	6/17/2019	8,400.00	.00
57726	360 PEGRAM, PHILLIP	000	6/17/2019	2,000.00	.00
57727	96 PIEDMONT REGIONAL JUV.	000	6/17/2019	150.00	.00
57728	136 PITNEY BOWES	000	6/17/2019	56.52	.00
57729	256 PITNEY BOWES INC	000	6/17/2019	150.00	.00
57730	255 PITNEY BOWES INC.	000	6/17/2019	30.00	.00
57731	324 RSG LANDSCAPING &	000	6/17/2019	880.55	.00
57732	999999 Smith Michelle W	000	6/17/2019	789.75	.00
57733	769 SANGOMA TECHNOLOGIES	000	6/17/2019		.00
57734	652 SOUTHSIDE MESSENGER, THE	000	6/17/2019		.00

CHECK#	VENDOR	CLASS	DATE	AMOUNT	DISCOUNT
57735	337 STEPS, INC.	000	6/17/2019	1,684.50	.00
57736	999999 Townsend Grayson Alexande	000	6/17/2019	30.00	.00
57737	710 THREE RIVERS TREATMENT	000	6/17/2019	15,840.00	.00
57738	134 TOWN OF BLACKSTONE	000	6/17/2019	387.72	.00
57739	218 TREASURER OF VIRGINIA	000	6/17/2019	563.05	.00
57740	113 VERIZON	000	6/17/2019	67.57	.00
57741	569 VIRGINIA INTERACTIVE	000	6/17/2019	95.00	.00
57742	519 VIRGINIA MAGISTRATE ASSOC	000	6/17/2019	20.00	.00
57743	117 WALLACE AUTO PARTS	000	6/17/2019	77.55	.00
57744	361 WARD ANDREW S.	000	6/17/2019	100.00	.00
57745	669 WRIGHT OLIVER L. III	000	6/17/2019	49.30	.00
57746	837 YOUTH PATHWAYS	000	6/17/2019	14,849.46	.00
	CLASS TOTAL			209,114.92	.00
	ACH TOTAL			.00	
	CHECK TOTAL			209,114.92	
	EPY TOTAL			.00	
	FINAL TOTAL			209,114.92	.00

I HEREBY APPROVE THIS REGISTER FOR PAYMENT WITH EXCEPTIONS LISTED BELOW OR PREVIOUSLY DOCUMENTED.
 THE TOTAL 209,114.92- EQUALS THE WEEKLY LOG SHEET TOTALS AS ADJUSTED.

6-17-2019 DATE
Charles R. Slayton
 COUNTY ADMINISTRATOR

CHECK#	VEND#	VENDOR	CLASS	DATE	AMOUNT	DISCOUNT
57758	999999	BENCHMARK COMMUNITY BANK	000	6/28/2019	45,000.00	.00
57759	578	BOYD OF SOUTH HILL	000	6/28/2019	460.00	.00
57760	635	BURNS BRIAN	000	6/28/2019	135.00	.00
57761	151	CASKIE GRAPHICS INC	000	6/28/2019	889.53	.00
57762	10	CENTURLINK ANALOG	000	6/28/2019	89.67	.00
57763	326	CHILDERS DAWN C.	000	6/28/2019	595.90	.00
57764	291	CHUCK'S AUTO&TRUCK REPAIR	000	6/28/2019	63.64	.00
57765	155	COFFEES CUSTOM EMBROIDERY	000	6/28/2019	304.00	.00
57766	293	COMMISSIONER OF THE	000	6/28/2019	375.00	.00
57767	168	CURRIN AMONA W	000	6/28/2019	367.72	.00
57768	446	CURRIN GREG	000	6/28/2019	135.00	.00
57769	834	DANIEL CLAUDIA	000	6/28/2019	125.00	.00
57770	119	DATA CARE INC.	000	6/28/2019	1,094.98	.00
57771	750	DAYTON JAMES A.	000	6/28/2019	175.00	.00
57772	481	DE LAGE LANDEN	000	6/28/2019	137.00	.00
57773	46	DOMINION ENERGY VIRGINIA	000	6/28/2019	5,241.96	.00
57774	46	DOMINION ENERGY VIRGINIA	000	6/28/2019	6.59	.00
57775	527	ELLIOTT D. RAY	000	6/28/2019	122.95	.00
57776	39	ELLIOTT JAMES W	000	6/28/2019	448.00	.00
57777	568	ERBY GORDON F.	000	6/28/2019	200.00	.00
57778	812	ESRI	000	6/28/2019	4,950.00	.00
57779	712	ESTES MARY ANN	000	6/28/2019	126.46	.00
57780	65	FOSTER'S AUTO SERVICE	000	6/28/2019	75.00	.00
57781	66	FUEL FREEDOM CARD	000	6/28/2019	75.00	.00
57782	840	GARRETT'S GROUND MAINTENA	000	6/28/2019	3,295.07	.00
57783	467	HAMLETT ELIZABETH Y.	000	6/28/2019	1,225.00	.00
57784	407	HARRIS CORPORATION PSPC	000	6/28/2019	56.14	.00
57785	158	JACK & SON	000	6/28/2019	44,723.88	.00
57786	339	JENNINGS, BRENDA	000	6/28/2019	3,946.00	.00
57787	78	KENBRIDGE, OFFICE SUPPLY	000	6/28/2019	75.00	.00
57788	77	KENBRIDGE SUPPLY COMPANY	000	6/28/2019	2,517.55	.00
57789	75	KENBRIDGE TIRE	000	6/28/2019	116.90	.00
57790	286	KEY OFFICE SUPPLY INC	000	6/28/2019	134.00	.00
57791	83	LUNENBURG ANIMAL HOSPITAL	000	6/28/2019	354.82	.00
57792	251	LUNENBURG COUNTY	000	6/28/2019	40.00	.00
57793	999999	LUNENBURG COUNTY SCHOOL	000	6/28/2019	24,519.15	.00
57794	844	MAC BUSINESS SOLUTIONS, I	000	6/28/2019	14,014.25	.00
57795	86	MECKLENBURG COUNTY	000	6/28/2019	5,764.64	.00
57796	649	MECKLENBURG ELECTRIC	000	6/28/2019	8,179.43	.00
57797	162	MEHERRIN VOLUNTEER	000	6/28/2019	105.10	.00
57798	794	MILLICAN GLENN	000	6/28/2019	4,073.34	.00
57799	212	MUNICODE	000	6/28/2019	265.96	.00
57800	266	PARSONS CAROLYN A	000	6/28/2019	350.00	.00
57801	129	PENNINGTON EDWARD W	000	6/28/2019	206.18	.00
57802	94	PETTY CASH FUND	000	6/28/2019	75.00	.00
57803	136	PITNEY BOWES	000	6/28/2019	13.62	.00
57804	256	PITNEY BOWES INC	000	6/28/2019	1,000.00	.00
57805	566	POWELL, ALVIN	000	6/28/2019	113.49	.00
57806	324	RSG LANDSCAPING &	000	6/28/2019	825.00	.00
57807	127	SHELL CECIL E	000	6/28/2019	754.32	.00
57808	146	SHELL FLEET PLUS	000	6/28/2019	75.00	.00
57809	623	SOUTHERN COPIER SALES	000	6/28/2019	24.28	.00
					75.00	.00

CHECK#	VENDOR	CLASS	DATE	AMOUNT	DISCOUNT
57810	653 SOUTHERN MAINTENANCE, LLC	000	6/28/2019	2,800.00	.00
57811	511 SOUTHERN OFFICE MACHINES	000	6/28/2019	59.25	.00
57812	135 SOUTHSIDE ELECTRIC COOP	000	6/28/2019	300.15	.00
57813	337 STEPS, INC.	000	6/28/2019	15.00	.00
57814	443 THARPE JAMES C	000	6/28/2019	397.75	.00
57815	671 THOMPSON WALTER FRANKLIN	000	6/28/2019	50.00	.00
57816	195 TREASURER OF VIRGINIA	000	6/28/2019	20.00	.00
57817	755 TREASURER OF VIRGINIA	000	6/28/2019	262.00	.00
57818	126 TRENT WARREN A	000	6/28/2019	50.00	.00
57819	164 VICTORIA FIRE & RESCUE	000	6/28/2019	8,146.66	.00
57820	176 VIRGINIA TECH	000	6/28/2019	10,297.85	.00
	CLASS TOTAL			200,335.18	.00
	ACH TOTAL			.00	
	CHECK TOTAL			200,335.18	
	EPY TOTAL			.00	
	FINAL TOTAL			200,335.18	.00

I HEREBY APPROVE THIS REGISTER FOR PAYMENT WITH EXCEPTIONS LISTED BELOW OR PREVIOUSLY DOCUMENTED.
 THE TOTAL 200,335.18- EQUALS THE WEEKLY LOG SHEET TOTALS AS ADJUSTED.

7-1-19
 DATE

Draymiller
 COUNTY ADMINISTRATOR

7-1-19

Charles R. Slayton

CHECK#	VENDOR	CLASS	DATE	AMOUNT	DISCOUNT
57747	179 AFLAC	000	6/28/2019	1,479.88	.00
57748	711 ALLSTATE BENEFITS	000	6/28/2019	586.24	.00
57749	177 ANTHEM BCBS	000	6/28/2019	24,496.00	.00
57750	191 DEARBORN NATIONAL LIFE	000	6/28/2019	165.90	.00
57751	751 HEALTH EQUITY	000	6/28/2019	79.65	.00
57752	651 LEGALSHIELD	000	6/28/2019	18.95	.00
57753	827 MINNESOTA LIFE INSURANCE	000	6/28/2019	3.20	.00
57754	999999 TACS	000	6/28/2019	100.66	.00
57755	507 VACORP	000	6/28/2019	75.44	.00
57756	183 VALIC	000	6/28/2019	2,050.00	.00
57757	111 VIRGINIA CREDIT UNION	000	6/28/2019	2,200.00	.00
	CLASS TOTAL			29,255.92	.00

ACH TOTAL .00

CHECK TOTAL 29,255.92

EPY TOTAL .00

FINAL TOTAL 29,255.92 .00

THE TOTAL 29,255.92- I HEREBY APPROVE THIS REGISTER FOR PAYMENT WITH EXCEPTIONS LISTED BELOW OR PREVIOUSLY DOCUMENTED.
 EQUALS THE WEEKLY LOG SHEET TOTALS AS ADJUSTED.

6-27-19
 DATE

Dracyn Miller
 COUNTY ADMINISTRATOR

6-27-19

Charles R. Slayton

ACCOUNT NUMBER	ACCOUNT DESCRIPTION	PREVIOUS BALANCE	DEBIT	CREDIT	ENDING BALANCE
** Treasurer Accountability **					
** Assets **					
100-0001	Cash in Office	2,000.00			2,000.00
100-0010	Petty Cash	400.00			400.00
100-0100	Benchmark Checking - US Bank	7,575,737.25	3,990,809.59	2,390,975.35	9,175,571.49
100-0102	Caprin Investment - US Bank	1,186,024.60	3,144.76		1,189,169.36
100-0135	Benchmark-Landfill Mitigation	257,197.56	87.38		257,284.94
100-0355	SNAP Account - QSCB TRANE			3,875.84	3,875.84
100-1252	Benchmark - School Food	81,189.67	6,292.20		83,606.03
100-1253	Benchmark - School Textbook				
100-1355	SNAP Account - CHS Addition	554,755.04	188.46		554,943.50
100-1705	Benchmark - IDA	9,657,304.12	4,000,522.39	2,394,851.19	11,262,975.32
	** Assets **	9,657,304.12	4,000,522.39	2,394,851.19	11,262,975.32
TOTAL ASSETS					
** Cash Balances **					
300-0100	General Fund Cash Balance	6,581,019.97	573,077.25	2,178,806.85	8,186,749.57
300-0132	Reassessment Fund Cash Balance	24,033.76			24,033.76
300-0135	Solid Waste Mgmt Cash Balance	564,927.32	12,997.74	15,445.23	567,374.81
300-0137	S/W Construction Cash Balance				
300-0213	Landfill Sites Cash Balance	679,568.56	16,761.71		662,806.85
300-0214	Law Library Cash Balance	22,404.85		79.20	22,484.05
300-0214	Asset Forfeiture Cash Balance	10,526.02		356.33	10,882.35
300-0215	E911 Cash Balance	345,583.86	5,002.78	167,055.32	507,636.40
300-0220	Cell Tower Cash Balance	32,458.80			32,458.80
300-0221	Airport Cash Balance	25,338.31	3,028.10	879.72	23,189.93
300-0225	Economic Development Cash Balance	196,102.09			196,102.09
300-0226	Economic Dev Grants Cash Balance				
300-0250	School Cash Balance	81,189.67	1,674,780.86	1,674,780.86	83,606.03
300-0252	School Food Cash Balance	220,488.29	3,875.84	6,292.20	230,502.39
300-0253	School Textbook Cash Balance			10,014.10	
300-0260	VPA Cash Balance		106,578.06	106,578.06	
300-0262	CSA Cash Balance		119,657.62	119,657.62	
300-0316	Fire/Rescue Cash Balance	104,497.62	2,110.54		102,387.08
300-0317	Project Lifesaver Cash Balance	3,807.67			3,807.67
300-0319	Voting Machine Cash Balance	587.41			587.41
300-0320	Capital Outlay Cash Balance	14,014.25			14,014.25
300-0355	School Construction Cash Balance				
300-0420	Debt Service Cash Balance	195,000.00	155,821.25	771.00	39,178.75
300-0701	Special Welfare Cash Balance	2,175.45	1,542.00		1,404.45
300-0705	IDA Cash Balance	554,755.04		188.46	554,943.50
300-0715	Commonwealth Current Credit Account		41,028.69		
	** Cash Balances **	9,657,304.12	2,716,262.44	4,321,933.64	11,262,975.32
	TOTAL PRIOR YR FUND BALANCE	9,657,304.12	2,716,262.44	4,321,933.64	11,262,975.32
TOTAL REVENUE					
TOTAL EXPENDITURE					
TOTAL CURRENT FUND BALANCE					
TOTAL LIABILITIES AND FUND BALANCE					

ACCT#	DESCRIPTION	BUDGET AMOUNT	APPR. AMOUNT	CURRENT AMOUNT	Y-T-D AMOUNT	BALANCE UNCOLLECTED
FUND #-100	** General Fund Revenue **					
11011	** RE Taxes **	3,423,500.00	3,423,500.00	983,290.23	2,937,594.84	485,905.16
11020	** Public Service **	210,000.00	210,000.00	96,175.26	259,285.42	49,285.42
11030	** Personal Property **	2,077,000.00	2,077,000.00	557,402.88	1,807,278.88	269,721.12
11040	** Machinery & Tools **	280,000.00	280,000.00	57,305.34	222,075.58	57,924.42
11050	** Merchant's Capital **	74,500.00	74,500.00	38,616.89	82,567.49	8,067.49
11060	** Penalties & Interest **	100,000.00	100,000.00	7,830.67	91,279.94	8,720.06
12010	** Local Sales & Use Taxes **	390,000.00	390,000.00	39,457.32	342,346.00	47,654.00
12020	** Consumer Utility Taxes **	22,000.00	22,000.00	1,820.53	21,328.54	671.46
12070	** Taxes on Recordation & Wills **	56,000.00	56,000.00	5,759.30	47,066.79	8,933.21
13010	** Animal Licenses **	8,000.00	8,000.00	230.00	6,230.00	1,770.00
13020	** Animal Fines & Kennel Fees **	3,000.00	3,000.00	260.00	2,775.00	225.00
13030	** Permits & Other Licenses **	22,400.00	22,400.00	2,512.99	23,379.37	979.37
13033	** Local Landfill Revenue **	205,000.00	205,000.00	52,236.03	252,908.66	47,908.66
14010	** Fines & Forfeitures **	52,600.00	52,600.00	3,612.39	39,733.67	12,866.33
14040	** Processing Fees **	1,500.00	1,500.00	183.86	1,509.43	9.43
15010	** Revenue From Use of Money **	23,000.00	23,000.00	6,079.40	56,848.42	33,848.42
15020	** Revenue From Use of Property **	31,500.00	31,500.00	874.79	25,549.33	5,950.67
16010	** Court Costs **	3,546.00	3,546.00	242.88	3,712.47	166.47
16020	** Charges Commonwealth Attorney **	1,500.00	1,500.00	144.45	1,560.24	60.24
18030	** Refunds **	.00	.00	18.60	383.60	383.60
18990	** Miscellaneous Revenue **	31,333.00	31,333.00	2,525.00	78,426.80	47,093.80
22010	** Non-Categorical Aid **	1,079,332.00	1,079,332.00	52,411.61	1,080,464.94	1,132.94
23010	** Commonwealth's Attorney **	216,286.00	216,286.00	18,682.44	181,959.01	34,326.99
23020	** Sheriff **	719,546.00	719,546.00	70,872.54	593,778.47	125,767.53
23030	** Commissioner of Revenue **	78,968.00	78,968.00	.00	60,250.61	18,717.39
23040	** Treasurer **	82,002.00	82,002.00	.00	65,874.61	16,127.39
23060	** Registrar **	38,000.00	38,000.00	37,500.00	37,500.00	500.00
23070	** Clerk of Circuit Court **	185,170.00	185,170.00	21,855.74	185,017.49	152.51
24010	** Public Safety **	93,115.00	93,115.00	.00	60,395.29	32,719.71
24020	** Fire and Rescue Services **	40,500.00	40,500.00	.00	46,137.28	5,637.28
33010	** Public Safety **	62,500.00	62,500.00	54,295.23	61,500.73	999.27
41050	** Transfers In **	447,368.00	447,368.00	.00	.00	447,368.00
	-- FUND TOTAL--	10,059,166.00	10,059,166.00	2,112,196.37	8,676,718.90	1,382,447.10

FUND #-135	** S/W Mgmt Revenue **					
12020	** Solid Waste Mgmt **	175,000.00	175,000.00	15,357.85	153,781.52	21,218.48
24030	** Public Works **	7,000.00	7,000.00	.00	6,202.00	798.00
	-- FUND TOTAL--	182,000.00	182,000.00	15,357.85	159,983.52	22,016.48

FUND #-137	** Landfill Sites Revenue **					
41050	** Transfers In **	387,000.00	387,000.00	.00	.00	387,000.00
	-- FUND TOTAL--	387,000.00	387,000.00	.00	.00	387,000.00

ACCT#	DESCRIPTION	BUDGET AMOUNT	APPR. AMOUNT	CURRENT AMOUNT	Y-T-D AMOUNT	BALANCE ENCLECTED	%
FUND #-213 ** Law Library Revenue **							
16010	** Court Costs **	1,000.00	1,000.00	75.20	721.48	278.52	27.85
	--FUND TOTAL--	1,000.00	1,000.00	75.20	721.48	278.52	27.85
FUND #-214 ** Asset Forfeiture Revenue **							
15010	** Interest **	.00	.00	3.57	37.08	37.08	100.00-
24010	** Asset Forfeiture - State **	.00	.00	352.76	2,478.45	2,478.45	100.00-
	--FUND TOTAL--	.00	.00	356.33	2,515.53	2,515.53	100.00-
FUND #-215 ** E911 Fund Revenue **							
22013	** Communications Tax **	315,000.00	315,000.00	167,055.32	350,633.16	35,633.16	11.31-
41050	** Transfers In **	99,650.00	99,650.00	.00	.00	99,650.00	100.00
	--FUND TOTAL--	414,650.00	414,650.00	167,055.32	350,633.16	64,016.54	15.43
FUND #-221 ** Airport Fund Revenue **							
15020	** Revenue from Use of Property **	10,500.00	10,500.00	879.72	5,224.63	5,275.57	50.24
18990	** Miscellaneous Revenue **	3,000.00	3,000.00	.00	1,500.00	1,500.00	50.00
24090	** Airport Grant **	10,500.00	10,500.00	.00	9,436.25	1,063.75	10.13
41050	** Transfers In **	3,000.00	3,000.00	.00	.00	3,000.00	100.00
	--FUND TOTAL--	27,000.00	27,000.00	879.72	16,160.88	10,839.22	40.14
FUND #-225 ** Econ Dev Revenue **							
41050	** Transfers In **	34,830.00	34,830.00	.00	.00	34,830.00	100.00
	--FUND TOTAL--	34,830.00	34,830.00	.00	.00	34,830.00	100.00
FUND #-226 ** Economic Dev Grants Fund Rev **							
18990	** Miscellaneous Revenue **	16,170.00	16,170.00	.00	.00	16,170.00	100.00
24090	** Tobacco Grants **	459,000.00	459,000.00	.00	.00	459,000.00	100.00
33071	** VDOT TEA21 Grants **	69,490.00	69,490.00	.00	.00	69,490.00	100.00
41050	** Transfers In **	34,830.00	34,830.00	.00	6,530.90	28,299.10	81.24
	--FUND TOTAL--	579,490.00	579,490.00	.00	6,530.90	572,959.10	98.87
FUND #-250 ** School Fund Revenue **							
16180	** Charges for Education **	468,724.00	468,724.00	68,565.04	136,972.92	331,751.08	70.77
24100	** Education-State **	11,236,999.00	11,236,999.00	1,173,225.75	10,115,112.13	1,121,886.37	9.98
33080	** Education-Federal **	1,842,609.00	1,842,609.00	120,661.37	763,410.90	1,079,198.10	58.56

ACCT#	DESCRIPTION	BUDGET AMOUNT	APPR. AMOUNT	CURRENT AMOUNT	Y-T-D AMOUNT	BALANCE UNCOLLECTED
41050	** Transfers In **	3,740,000.00	3,740,000.00	239,702.66	2,623,450.86	1,116,549.14
	--FUND TOTAL--	17,288,332.00	17,288,332.00	1,602,154.82	13,638,946.81	3,649,385.19
FUND #-252	** School Food Fund Revenue **					
15010	** Revenue from Use of Money **	.00	.00	35.75	272.40	272.40
16180	** Charges for Education **	.00	.00	6,777.25	145,765.47	145,765.47
24100	School Food State	.00	.00	435.63	9,977.98	9,977.98
33080	School Food Federal	.00	.00	72,190.41	607,946.78	607,946.78
	--FUND TOTAL--	.00	.00	79,439.04	763,962.63	763,962.63
FUND #-253	** School Textbook Fund Revenue **					
15010	** Revenue from Use of Money **	.00	.00	.00	125.24	125.24
24020	** Education-State **	.00	.00	10,014.10	100,850.56	100,850.56
	--FUND TOTAL--	.00	.00	10,014.10	100,975.80	100,975.80
FUND #-260	** VFA Fund Revenue **					
16110	** Charges for Welfare/Soc Serv **	.00	.00	.00	2,142.76	2,142.76
24060	** Welfare & Social Serv-State **	400,000.00	400,000.00	28,683.37	298,681.85	101,318.15
33010	** Welfare & Social Serv - Fed **	600,000.00	600,000.00	72,570.88	457,148.18	142,851.82
41050	** Transfers In **	152,000.00	152,000.00	5,323.80	145,814.35	6,185.65
	--FUND TOTAL--	1,152,000.00	1,152,000.00	95,930.45	903,787.14	248,212.86
FUND #-262	** CSA Fund Revenue **					
16110	** CSA - Local **	5,000.00	5,000.00	851.93	12,612.35	7,612.35
24060	** CSA - State **	700,000.00	700,000.00	96,921.46	537,092.42	162,907.58
41050	** Transfers In **	240,000.00	240,000.00	21,884.23	398,246.09	158,246.09
	--FUND TOTAL--	945,000.00	945,000.00	75,889.16	947,950.86	2,950.86
FUND #-316	** Revenue Emerg Services Capital**					
41050	** Transfers In **	115,000.00	115,000.00	.00	115,000.00	.00
	--FUND TOTAL--	115,000.00	115,000.00	.00	115,000.00	.00
FUND #-317	** Project Lifesaver Revenue **					
18990	Project Lifesaver	800.00	800.00	.00	250.00	550.00
	--FUND TOTAL--	800.00	800.00	.00	250.00	550.00

ACCT#	DESCRIPTION	BUDGET AMOUNT	APPR. AMOUNT	CURRENT AMOUNT	Y-T-D AMOUNT	BALANCE UNCOLLECTED
FUND #-319 ** Voting Machine Fund Revenue **						
41050	** Transfers In **	5,000.00	5,000.00	.00	5,000.00	.00
	--FUND TOTAL--	5,000.00	5,000.00	.00	5,000.00	.00
FUND #-320 ** Capital Outlay Revenue **						
41050	** Transfers In **	85,000.00	85,000.00	.00	85,000.00	.00
	--FUND TOTAL--	85,000.00	85,000.00	.00	85,000.00	.00
FUND #-420 ** Revenue Debt Service Fund **						
33080	** Education **	520,000.00	520,000.00	.00	451,120.33	68,879.67
41050	** Transfers In **	1,145,000.00	1,145,000.00	.00	972,966.40	172,033.60
	--FUND TOTAL--	1,665,000.00	1,665,000.00	.00	1,424,086.73	240,913.27
FUND #-701 ** Special Welfare Revenue **						
18030	** Charges for Social Services **	.00	.00	771.00	9,939.80	9,939.80
	--FUND TOTAL--	.00	.00	771.00	9,939.80	9,939.80
FUND #-705 ** IDA Revenue **						
15010	** Revenue from Use of Money **	.00	.00	188.46	2,043.44	2,043.44
	--FUND TOTAL--	.00	.00	188.46	2,043.44	2,043.44
FUND #-715 ** Commonwealth Fund Revenue **						
18990	** Sheriff Fees **	.00	.00	1,234.24	12,223.92	12,223.92
23020	** Sheriff Fees-State **	.00	.00	.00	48.00	48.00
24000	** Estimated Taxes **	.00	.00	10,448.00	140,036.00	140,036.00
25000	** State Income Taxes **	.00	.00	29,346.45	72,140.77	72,140.77
	--FUND TOTAL--	.00	.00	41,028.69	224,448.69	224,448.69
	--FINAL TOTAL--	32,941,268.00	32,941,268.00	4,201,340.51	27,434,656.27	5,506,611.73

ACCT# DESCRIPTION BUDGET AMOUNT APPR. AMOUNT CURRENT AMOUNT Y-T-D AMOUNT ENCUMBRANCE AMOUNT UNENCUMBERED BALANCE REMAINING

FUND #-100 ** General Fund Expense **

Table with columns: ACCT#, DESCRIPTION, BUDGET AMOUNT, APPR. AMOUNT, CURRENT AMOUNT, Y-T-D AMOUNT, ENCUMBRANCE AMOUNT, UNENCUMBERED BALANCE, REMAINING. Rows include various departments like Board of Supervisors, County Administration, Professional Services, etc.

--FUND TOTAL--

FUND #-135 ** S/W Mgmt Expense **

Summary table for FUND #-135 with columns: ACCT#, DESCRIPTION, BUDGET AMOUNT, APPR. AMOUNT, CURRENT AMOUNT, Y-T-D AMOUNT, ENCUMBRANCE AMOUNT, UNENCUMBERED BALANCE, REMAINING.

--FUND TOTAL--

ACCT#	DESCRIPTION	BUDGET AMOUNT	APPR. AMOUNT	CURRENT AMOUNT	Y-T-D AMOUNT	ENCUMBRANCE AMOUNT	UNENCUMBERED BALANCE	% REMAINING
FUND #-137	** Landfill Expenses **							
40427	** Landfill Sites Expense **	207,000.00	207,000.00	16,761.71	43,694.94	.00	163,305.06	78.89
99000	** Transfers to Other Funds **	180,000.00	180,000.00	.00	.00	.00	180,000.00	100.00
	--FUND TOTAL--	387,000.00	387,000.00	16,761.71	43,694.94	.00	343,305.06	88.70
FUND #-213	** Law Library Expense **							
21900	** Expenses **	1,000.00	1,000.00	.00	.00	.00	1,000.00	100.00
	--FUND TOTAL--	1,000.00	1,000.00	.00	.00	.00	1,000.00	100.00
FUND #-214	** Asset Forfeiture Expense **							
91400	** Asset Forfeiture **	.00	.00	.00	1,805.27	.00	1,805.27	100.00
	--FUND TOTAL--	.00	.00	.00	1,805.27	.00	1,805.27	100.00
FUND #-215	** 911 & E911 Expense **							
31400	** 911 & E911 Expenditures **	299,650.00	299,650.00	5,002.78	344,315.39	.00	44,665.39	14.90
99000	** Transfers to Other Funds **	115,000.00	115,000.00	.00	115,000.00	.00	.00	.00
	--FUND TOTAL--	414,650.00	414,650.00	5,002.78	459,315.39	.00	44,665.39	10.77
FUND #-221	** Airport Fund Expense **							
40740	** Airport **	27,000.00	27,000.00	3,028.10	22,301.67	.00	4,698.33	17.40
	--FUND TOTAL--	27,000.00	27,000.00	3,028.10	22,301.67	.00	4,698.33	17.40
FUND #-225	** Economic Dev Expenses **							
81000	** Econ Dev Expense Local **	34,830.00	34,830.00	.00	11,470.00	.00	23,360.00	67.06
99000	** Transfers To Other Funds **	.00	.00	.00	6,530.90	.00	6,530.90	100.00
	--FUND TOTAL--	34,830.00	34,830.00	.00	18,000.90	.00	16,829.10	48.31
FUND #-226	** Econ Dev Grants Expenditures **							
81518	**Lunenburg Ind Site KV Road**	20,000.00	20,000.00	.00	.00	.00	20,000.00	100.00
81519	**Site Readiness II TIC**	490,000.00	490,000.00	.00	.00	.00	490,000.00	100.00
81551	** Va Retreat CRIEHT Grant **	69,490.00	69,490.00	.00	.00	.00	69,490.00	100.00
	--FUND TOTAL--	579,490.00	579,490.00	.00	.00	.00	579,490.00	100.00
FUND #-250	** School Expenses **							
61000	Instruction	12,096,312.00	12,096,312.00	1,177,496.77	9,284,703.40	.00	2,811,608.60	23.24

ACCT#	DESCRIPTION	BUDGET AMOUNT	APPR. AMOUNT	CURRENT AMOUNT	Y-T-D AMOUNT	ENCUMBRANCE AMOUNT	UNENCUMBERED BALANCE	% REMAINING
62000	Administration	798,752.00	798,752.00	74,018.23	840,716.15	.00	41,964.15	5.25-
63000	Transportation	948,840.00	948,840.00	97,777.86	967,976.02	.00	19,136.02	2.01-
64000	Operations & Maintenance	1,512,729.00	1,512,729.00	200,749.23	1,444,830.15	.00	67,898.85	4.48
67000	Capital Lease Principal	380,000.00	380,000.00	.00	380,000.00	.00	.00	.00
68000	School Technology	590,000.00	590,000.00	52,112.73	720,721.09	.00	130,721.09	22.15-
99000	** Transfers to Other Funds **	961,699.00	961,699.00	.00	.00	.00	961,699.00	100.00
	--FUND TOTAL--	17,288,332.00	17,288,332.00	1,602,154.82	13,638,946.81	.00	3,649,385.19	21.10
FUND #-252	** School Food Fund Expense **							
65100	School Food Expenditures	.00	.00	77,022.68	718,282.99	.00	718,282.99	100.00-
	--FUND TOTAL--	.00	.00	77,022.68	718,282.99	.00	718,282.99	100.00-
FUND #-260	** VPA Expenses **							
10000	** Disbursements **	452,000.00	452,000.00	.00	.00	.00	452,000.00	100.00
10000	Disbursements-State & Federal	.00	.00	45,480.33	366,851.43	.00	366,851.43	100.00-
50000	** BASE **	700,000.00	700,000.00	50,451.90	536,943.60	.00	163,056.40	23.29
	--FUND TOTAL--	1,152,000.00	1,152,000.00	95,932.23	903,795.03	.00	248,204.97	21.54
FUND #-262	** CSA Expenses **							
53500	** CSA Fund Expense **	945,000.00	945,000.00	75,889.16	947,954.49	.00	2,954.49	.31-
	--FUND TOTAL--	945,000.00	945,000.00	75,889.16	947,954.49	.00	2,954.49	.31-
FUND #-316	** Emerg Services CapitalExpense **							
32400	** Emerg Services Capital Fund **	115,000.00	115,000.00	2,110.54	38,296.06	.00	76,703.94	66.69
	--FUND TOTAL--	115,000.00	115,000.00	2,110.54	38,296.06	.00	76,703.94	66.69
FUND #-317	** Project Lifesaver Expenses **							
35700	Equipment Project Lifesaver	800.00	800.00	.00	1,314.83	.00	514.83	64.35-
	--FUND TOTAL--	800.00	800.00	.00	1,314.83	.00	514.83	64.35-
FUND #-319	** Voting Machine Fund Expenses **							
94440	** Voting Machine Fund **	5,000.00	5,000.00	.00	.00	.00	5,000.00	100.00
	--FUND TOTAL--	5,000.00	5,000.00	.00	.00	.00	5,000.00	100.00

LUNENBURG COUNTY
EXPENDITURE SUMMARY
7/01/2018 - 5/31/2019

ACCT#	DESCRIPTION	BUDGET AMOUNT	APPR. AMOUNT	CURRENT AMOUNT	Y-T-D AMOUNT	ENCUMBRANCE AMOUNT	UNENCUMBERED BALANCE	% REMAINING
FUND #-320	** Capital Outlay Courthouse **							
94371	** Capital Outlay School **	85,000.00	85,000.00	.00	162,638.00	.00	77,638.00-	91.33-
	--FUND TOTAL--	85,000.00	85,000.00	.00	162,638.00	.00	77,638.00-	91.33-
FUND #-420	** Debt Service Fund **							
95300	** Debt Service Courthouse **	515,000.00	515,000.00	.00	514,502.50	.00	497.50	.09
95310	** Debt Service School **	1,065,000.00	1,065,000.00	155,821.25	1,065,405.48	.00	405.48-	.03-
99000	** Transfer to Other Funds **	85,000.00	85,000.00	.00	85,000.00	.00	.00	.00
	--FUND TOTAL--	1,665,000.00	1,665,000.00	155,821.25	1,664,907.98	.00	92.02	.00
FUND #-701	** Special Welfare Expenses **							
10000	** Special Welfare Expenses **	.00	.00	1,542.00	10,605.00	.00	10,605.00-	100.00-
	--FUND TOTAL--	.00	.00	1,542.00	10,605.00	.00	10,605.00-	100.00-
FUND #-705	** IDA Fund Expense **							
81600	** Industrial Dev Authority **	.00	.00	.00	4,036.00	.00	4,036.00-	100.00-
	--FUND TOTAL--	.00	.00	.00	4,036.00	.00	4,036.00-	100.00-
FUND #-715	** Commonwealth Fund Expense **							
91900	** Remittances to Commonwealth **	.00	.00	41,028.69	224,448.69	.00	224,448.69-	100.00-
	--FUND TOTAL--	.00	.00	41,028.69	224,448.69	.00	224,448.69-	100.00-
	--FINAL TOTAL--	32,941,268.00	32,941,268.00	2,596,307.49	27,388,258.02	.00	5,553,009.98	16.85

7/02/2019
9:38:22

-TREASURER TAX COLLECTION RATE SCHEDULE REPORT-
THRU 5/31/2019

DEPT	H	CLS	TAXES	PPTRA	ABATEMENTS	NET TAX	PAYMENTS	OTHER ADJS	NET PAYMENTS	NET A/R	PAGE
											TR712
											% COLLECTED
RE2011	1		3179753.87		3703.76-	3176050.11	3129111.30-	44417.73-	3173529.03-	2521.08	99.92
HALF TOTALS=			32.40		3703.76-	32.40	32.40-		32.40-		100.00
DEPT TOTALS=			3179786.27		3703.76-	3176082.51	3129143.70-	44417.73-	3173561.43-	2521.08	99.92
RE2012	1		1600051.66		3676.46-	1596375.20	1586158.95-	9145.60-	1595304.55-	1070.65	99.93
HALF TOTALS=			1600051.66		3676.46-	1596375.20	1586158.95-	9145.60-	1595304.55-	1070.65	99.93
HALF TOTALS=			1604714.92		7011.79-	1597703.13	1595942.63-	664.60-	1596607.23-	1095.90	99.93
DEPT TOTALS=			3204766.58		10688.25-	3194078.33	3182101.58-	9810.20-	3191911.78-	2166.55	99.93
RE2013	1		1615975.85		7652.80-	1608323.05	1592330.73-	14772.52-	1607103.25-	1219.80	99.92
HALF TOTALS=			1615975.85		7652.80-	1608323.05	1592330.73-	14772.52-	1607103.25-	1219.80	99.92
HALF TOTALS=			1615710.67		8899.41-	1606811.26	1603934.29-	1657.17-	1605591.46-	1219.80	99.92
DEPT TOTALS=			3231686.52		16552.21-	3215134.31	3196265.02-	16429.69-	3212694.71-	2439.60	99.92
RE2014	1		1621662.15		5053.32-	1616608.83	1603081.30-	12265.17-	1615346.47-	1262.36	99.92
HALF TOTALS=			1621662.15		5053.32-	1616608.83	1603081.30-	12265.17-	1615346.47-	1262.36	99.92
HALF TOTALS=			1617319.15		6491.18-	1610827.97	1608274.41-	1290.85-	1609565.26-	1262.71	99.92
DEPT TOTALS=			3238981.30		11544.50-	3227436.80	3211355.71-	13556.02-	3224911.73-	2525.07	99.92
RE2015	1		1632536.00		4152.15-	1628383.85	1613913.38-	11933.22-	1625846.60-	2537.25	99.84
HALF TOTALS=			1632536.00		4152.15-	1628383.85	1613913.38-	11933.22-	1625846.60-	2537.25	99.84
HALF TOTALS=			1624504.36		4775.16-	1619729.20	1614652.76-	2138.98-	1616791.74-	2937.46	99.82
DEPT TOTALS=			3257040.36		8927.31-	3248113.05	3228566.14-	14072.20-	3242638.34-	5474.71	99.83
RE2016	1		1639263.91		5406.99-	1633856.92	1614597.93-	15242.97-	1629840.90-	4016.02	99.75
HALF TOTALS=			1639263.91		5406.99-	1633856.92	1614597.93-	15242.97-	1629840.90-	4016.02	99.75
HALF TOTALS=			1630250.23		6458.28-	1623791.95	1616384.42-	2550.70-	1618935.12-	4856.83	99.70
DEPT TOTALS=			3269514.14		11865.27-	3257648.87	3230982.35-	17793.67-	3248776.02-	8872.85	99.73
RE2017	1		1643831.43		3555.53-	1640275.90	1610248.96-	12785.71-	1623034.67-	17241.23	98.95
HALF TOTALS=			1643831.43		3555.53-	1640275.90	1610248.96-	12785.71-	1623034.67-	17241.23	98.95
HALF TOTALS=			1643267.95		5233.00-	1638034.95	1614265.67-	1864.84-	1616130.51-	21904.44	98.66
DEPT TOTALS=			3287099.38		8788.53-	3278310.85	3224514.63-	14650.55-	3239165.18-	39145.67	98.81

7/02/2019
9:38:22

-TREASURER TAX COLLECTION RATE SCHEDULE REPORT-
THRU 5/31/2019

DEPT H CLS	TAXES	PPTRA	ABATEMENTS	NET TAX	PAYMENTS	OTHER ADJS	NET PAYMENTS	NET A/R	PAGE
RE2018 1 RE	1751016.19		4518.89-	1746497.30	1700937.21-	9704.99-	1710642.20-	35855.10	TR712
HALF TOTALS=	1751016.19		4518.89-	1746497.30	1700937.21-	9704.99-	1710642.20-	35855.10	%COLLECTED
2 R2	1746313.47		6081.57-	1740231.90	1690876.88-	2782.60-	1693659.48-	46572.42	
HALF TOTALS=	1746313.47		6081.57-	1740231.90	1690876.88-	2782.60-	1693659.48-	46572.42	
DEPT TOTALS=	3497329.66		10600.46-	3486729.20	3391814.09-	12487.59-	3404301.68-	82427.52	
RE2019 1 RE	1748764.37		1263.12-	1747501.25	1040379.35-	12037.64-	1052416.99-	695084.26	
HALF TOTALS=	1748764.37		1263.12-	1747501.25	1040379.35-	12037.64-	1052416.99-	695084.26	
2 R2	1748764.37		1276.80-	1747487.57	89955.53-	2635.91-	92591.44-	1654896.13	
HALF TOTALS=	1748764.37		1276.80-	1747487.57	89955.53-	2635.91-	92591.44-	1654896.13	
DEPT TOTALS=	3497528.74		2539.92-	3494988.82	1130334.88-	14673.55-	1145008.43-	2349980.39	
RE TOTALS =	29663732.95		85210.21-	29578522.74	26925078.10-	157891.20-	27082969.30-	24955553.44	
COMP TOTALS=	29663732.95		85210.21-	29578522.74	26925078.10-	157891.20-	27082969.30-	24955553.44	

7/02/2019
9:39:20

-TREASURER TAX COLLECTION RATE SCHEDULE REPORT-


DEPT H CLS TAXES PPTRA ABATEMENTS NET TAX PAYMENTS OTHER ADJS NET PAYMENTS NET A/R

PP2014	1	MH	12073.86		331.36-	11742.50	11352.26-	135.26-	11487.52-	254.98	97.83
	1	MR	40972.52		929.94-	40042.58	40019.92-	15.16-	40035.08-	7.50	99.98
	1	MT	147418.32		1130.48-	146287.84	137855.11-	881.10-	136974.01-	9313.83	93.60
	1	PP	1442787.62	523143.53-	59042.42-	860601.67	841851.08-	3236.44-	845087.52-	15514.15	98.23
	1	VL	236725.00		5970.00-	230755.00	225209.80-	584.74-	225794.54-	49660.46	97.85
	1	XX	702.45		702.45	702.45	702.45-		702.45-		100.00
HALF TOTALS=			1880679.77	523143.53-	67404.20-	1290132.04	1256990.62-	3090.50-	1260081.12-	30050.92	100.00
	2	H2	12073.85		331.36-	11742.49	11432.22-	48.45-	11480.67-	261.82	97.77
	2	P2	1437984.65	523711.28-	56163.74-	858109.13	840642.51-	121.13	840521.38-	17588.25	97.95
	2	R2	40547.47		464.34-	40083.63	39996.43-		39996.43-	86.70	99.78
	2	T2	144065.53		1130.48-	142935.05	133621.22-		133621.22-	9313.83	93.48
	2	X2	702.45		702.45	702.45	702.45-		702.45-		100.00
HALF TOTALS=			1635373.95	523711.28-	58089.92-	1053572.75	1026394.83-	72.68	1026322.15-	27250.60	97.41
DEPT TOTALS=			3516053.72	1046854.81-	125494.12-	2343704.79	2283385.45-	3017.82-	2286403.27-	57301.52	97.56
PP2015	1	MH	12079.83		252.70-	11827.13	11407.53-	163.10-	11570.63-	256.50	97.83
	1	MR	41822.20		3167.59-	38654.61	38575.25-	77.86-	38653.11-	1.50	100.00
	1	MT	152155.17		4416.08-	147739.09	138668.26-		138668.26-	9070.83	93.86
	1	PP	1471338.46	531897.70-	44344.18-	895096.58	868845.53-	3819.13-	872664.66-	22431.92	97.49
	1	VL	237615.00		7365.00-	230250.00	225367.95-	512.05-	225880.00-	4370.00	98.10
	1	XX	736.74		320.77-	415.97	415.97-		415.97-		100.00
HALF TOTALS=			1915747.40	531897.70-	59866.32-	1323983.38	1283280.49-	4572.14-	1287852.63-	36130.75	97.27
	2	H2	12053.20		252.70-	11800.50	11471.02-	58.92-	11529.94-	270.56	97.71
	2	P2	1452571.92	527563.43-	40584.49-	88424.00	859002.02-	1465.61-	860467.63-	23956.37	97.29
	2	R2	41292.52		2701.98-	38585.04	38585.04-	4.02-	38589.04-	1.50	100.00
	2	T2	143082.42		4416.08-	138666.34	129595.51-		129595.51-	9070.83	93.46
	2	X2	736.73		320.76-	415.97	415.97-		415.97-		100.00
HALF TOTALS=			1649736.79	527563.43-	48276.01-	1073897.35	1039069.54-	1528.55-	1040598.09-	33299.26	96.90
DEPT TOTALS=			3565484.19	1059461.13-	108142.33-	2397880.73	2322350.03-	6100.69-	2328450.72-	69430.01	97.10
PP2016	1	MH	12253.84		115.33-	12138.51	11614.38-	214.24-	11828.62-	309.89	97.45
	1	MR	38011.08		935.65-	37075.43	36897.23-	175.74-	37072.97-	2.46	99.99
	1	MT	162468.35		1373.88-	161094.47	151149.88-	1211.08-	152360.96-	8733.51	94.58
	1	PP	1540785.99	527702.98-	38392.00-	974691.01	942175.90-	8959.71-	951135.61-	23555.40	97.58
	1	VL	234810.00		5240.00-	229570.00	224561.81-	1041.72-	225603.53-	3966.47	98.27
	1	XX	458.85		458.85-	458.85	458.85-		458.85-		100.00
HALF TOTALS=			1988788.11	527702.98-	46056.86-	1415028.27	1366858.05-	11602.49-	1378460.54-	36567.73	97.42
	2	H2	12224.91		115.33-	12109.58	11769.76-	5.79	11763.97-	345.61	97.15
	2	P2	1525868.82	523139.09-	38257.04-	964472.69	937925.36-	1237.76-	939163.12-	25309.57	97.38
	2	R2	38010.77		935.64-	37075.13	37056.24-	16.43-	37072.67-	2.46	99.99
	2	T2	158029.62		1373.88-	156655.74	147830.48-		147830.48-	8825.26	94.37
	2	VL	175.00		175.00-	175.00	175.00-		175.00-		100.00
	2	X2	458.85		458.85-	458.85	458.85-		458.85-		100.00
HALF TOTALS=			1734767.97	523139.09-	40681.89-	1170946.99	1135215.69-	1248.40-	1136464.09-	34482.90	97.06
DEPT TOTALS=			3723556.08	1050842.07-	86738.75-	2585975.26	2502073.74-	12850.89-	2514924.63-	71050.63	97.25
PP2017	1	MH	12872.18		245.67-	12626.51	12001.32-	245.29-	12246.61-	379.90	96.99
	1	MR	42441.11		76.28-	42364.83	42206.44-	156.89-	42363.33-	1.50	100.00

-TREASURER TAX COLLECTION RATE SCHEDULE REPORT-
5/31/2019
THRU

DEPT	H	CLS	TAXES	PPTRA	ABATEMENTS	NET TAX	PAYMENTS	OTHER ADJS	NET PAYMENTS	NET A/R	
PP2017	1	MT	171927.14		31.50-	171895.64	163627.47-	209.17-	163836.64-	8059.00	95.31
	1	PP	1609479.72	529680.51-	39119.32-	1040679.89	1008715.57-	8159.86-	1016875.43-	23804.46	97.71
	1	VL	241790.00		6135.00-	235655.00	229458.25-	886.52-	230344.77-	5310.23	97.75
	1	XX	458.85			458.85	458.85		458.85		100.00
HALF TOTALS=			2078969.00	529680.51-	45607.77-	1503680.72	1456467.90-	9657.73-	1466125.63-	37555.09	97.50
	2	H2	12726.96		114.57-	12612.39	11946.30-	199.51-	12145.81-	466.58	96.30
	2	P2	1595034.45	527705.06-	31603.24-	1035726.15	1006518.20-	456.00-	1006974.20-	28751.95	97.22
	2	R2	42408.50		43.94-	42364.56	42312.90-	9.60-	42322.50-	42.06	99.90
	2	T2	163971.52		31.50-	163940.02	157594.63-		157594.63-	6345.39	96.13
	2	X2	458.85			458.85	458.85		458.85		100.00
HALF TOTALS=			1814600.28	527705.06-	31793.25-	1255101.97	1218830.88-	665.11-	1219495.99-	35605.98	97.16
DEPT TOTALS=			3893569.28	1057385.57-	77401.02-	2758782.69	2675298.78-	10322.84-	2685621.62-	73161.07	97.35
PP2018	1	MH	11558.85		55.67-	11503.18	10734.42-	139.12-	10873.54-	629.64	94.53
	1	MR	44487.95		3369.91-	41118.04	40797.05-	77.94-	40874.99-	243.05	99.41
	1	MT	167475.55		6025.61-	161449.94	154155.93-	63.01-	154218.94-	7231.00	95.52
	1	PP	1623952.85	525253.16-	42643.36-	1056056.33	1017948.38-	7398.85-	1025347.23-	30709.10	97.09
	1	VL	248305.00		7690.00-	240615.00	230227.88-	929.10-	231156.98-	9458.02	96.07
	1	XX	894.60		383.25-	511.35	511.35		511.35		100.00
HALF TOTALS=			2096674.80	525253.16-	60167.80-	1511253.84	1454375.01-	8608.02-	1462983.03-	48270.81	96.81
	2	H2	11558.85		55.67-	11502.97	10651.42-	20.80-	10672.22-	830.75	92.78
	2	P2	1620085.14	523924.95-	42639.18-	1055521.01	993558.51-	1488.38-	995046.89-	58474.12	94.45
	2	R2	44274.05		3369.91-	40904.14	40325.35-		40325.35-	578.79	98.59
	2	T2	167475.55		6025.61-	161449.94	145862.99-		145862.99-	15586.70	90.35
	2	X2	894.60		383.25-	511.35	511.35		511.35		100.00
HALF TOTALS=			1844287.73	523924.95-	52473.62-	1267889.16	1190909.62-	1509.18-	1192418.80-	75470.36	94.05
DEPT TOTALS=			3940962.53	1049178.11-	112641.42-	2779143.00	2645284.63-	10117.20-	2655401.83-	123741.17	95.55
PP2019	1	MH	11445.85		11.40-	11434.45	5185.47-	104.75-	5290.22-	6144.23	46.27
	1	MR	44887.38		16.80-	44870.58	36768.69-	26.49-	36795.18-	8075.40	82.00
	1	MT	166085.54		565.66-	165519.88	57090.34-	50.01-	57140.35-	108379.53	34.52
	1	PP	1767712.50	523307.51-	30336.77-	1214068.22	484315.50-	8248.58-	492564.08-	721504.14	40.57
	1	VL	249165.00		4335.00-	244810.00	90655.25-	928.28-	91583.53-	153226.47	37.41
	1	XX	511.35			511.35	330.75-		330.75-	180.60	64.68
HALF TOTALS=			2239807.62	523307.51-	35285.63-	1681214.48	674346.00-	9358.11-	683704.11-	997510.37	40.67
	2	H2	11445.85		11.40-	11434.25	1572.71-	11.10-	1583.81-	9850.44	13.85
	2	P2	1767609.74	523263.99-	30371.92-	1213973.83	64047.85-	1458.38-	65506.23-	1148467.60	5.40
	2	R2	44887.13		87.26-	44799.87	2290.62-		2290.62-	42509.25	5.11
	2	T2	166085.20		565.64-	165519.56	293.48-		293.48-	165226.08	.18
	2	X2	511.35			511.35	330.75-		330.75-	511.35	100.00
HALF TOTALS=			1990539.07	523263.99-	31036.22-	1436238.86	68204.66-	1469.48-	69674.14-	1366564.72	4.85
DEPT TOTALS=			4230346.69	1046571.50-	66321.85-	3117453.34	742550.66-	10827.59-	753378.25-	2364075.09	24.17
PP TOTALS =			22869972.49	6310293.19-	576739.49-	15982939.81	13170943.29-	53237.03-	13224180.32-	2758759.49	82.74
COMP TOTALS=			22869972.49	6310293.19-	576739.49-	15982939.81	13170943.29-	53237.03-	13224180.32-	2758759.49	82.74

VIRGINIA DEPARTMENT OF TRANSPORTATION



VDOT Call Center - 1-800-367-ROAD

South Hill Residency – Richmond District

LUNENBURGCOUNTY

BOS Meeting – July 11, 2019

Maintenance Forces

- Cleaned and repaired pipes on various routes.
- Patched with the tar kettle on various routes.
- Primary and secondary mowing completed.
- Replaced two entrances on the Route 721 Project.
- Cut brush on various routes for sight distance.
- Checked various routes for maintenance and safety issues.
- Machined, hauled stone, and applied dust control on various NHS routes as needed.
- Performed litter patrol and routine maintenance on various routes.

LUNENBURG COUNTY SCHOOL BOARD

Lunenburg County Public Schools

2018-19

Revenue - Expenditure Report

6/28/2019

Revenue		Fiscal		Percent
Budgeted	Current Month	Year-to-Date	Balance	Received
1,771,673.00	165,526.48	1,565,880.10	205,792.90	88.38%
10,061,558.00	1,242,700.79	10,068,287.85	(6,729.85)	100.07%
1,842,609.00	496,114.10	1,867,471.78	(24,862.78)	101.35%
3,740,000.00	31,698.24	0.00	3,740,000.00	0.00%
447,766.63		314,834.26	132,932.37	70.31%
Total Revenue	1,936,039.61	13,816,473.99	4,047,132.64	77.34%

** County Funds are used each month as needed to cover the difference between revenue and expenditures.

Expenditures		Fiscal		Percent	CODE
Budgeted*	Current Month	Year-to-Date	Balance	Used	
11,646,312	1,041,417.95	10,130,837.60	1,515,474.40	86.99%	
200,000	624.10	195,907.85	4,092.15	97.95%	
11,846,312	1,042,042.05	10,326,745.45	1,519,566.55	87.17%	61000
899,602	66,907.99	855,526.84	44,075.16	95.10%	62000
1,313,765	219,925.25	1,187,901.27	125,863.73	90.42%	63000
1,706,529	240,496.66	1,685,326.81	21,201.82	98.76%	64000
967,799	63,525.34	833,905.63	133,893.37	86.17%	65000
380,000		380,000.00		0.00%	66000
749,600	49,663.22	770,384.31	(20,784.31)	100.00%	67000
				102.77%	68000
Total Expenditures	1,682,560.51	16,039,790.31	1,823,816.32	89.79%	

* NOTE: Subject to revision